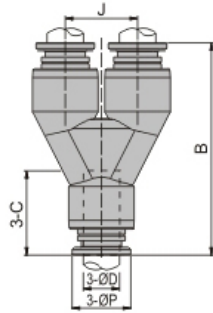


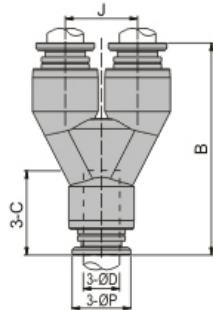
PY
聯管Y型
Union Y



\$P03 3D CAD 2D CAD 單位(Unit): m/m

| Model 型式 | Tube dia. ØD 管外徑 | C | J | B | ØP | Mass(g) 重量 | Orifice 流量孔徑 |
|-------------|------------------------|------|------|------|------|---------------|-----------------|
| PY4 | 4 | 18.2 | 9 | 31.5 | 8 | 8 | 4 |
| PY6 | 6 | 21.9 | 12 | 36.2 | 10 | 10 | 7 |
| PY8 | 8 | 27 | 15.5 | 46.8 | 13.6 | 13.6 | 13.8 |
| PY10 | 10 | 32.6 | 19 | 52.9 | 16.7 | 16.7 | 22.4 |
| PY12 | 12 | 38.4 | 21 | 61 | 19.6 | 19.6 | 31.6 |


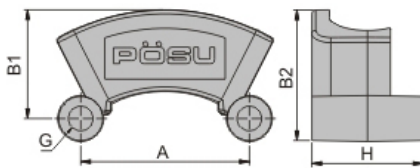
**PY
NI**
聯管Y型
Union Y



\$P03 3D CAD 2D CAD 單位(Unit): m/m

| Model 型式 | Tube dia. ØD 管外徑 | C | J | B | ØP | Mass(g) 重量 | Orifice 流量孔徑 |
|-------------|------------------------|------|------|------|------|---------------|-----------------|
| PY4-NI | 4 | 17.8 | 9 | 30.7 | 8 | 8 | 4.9 |
| PY6-NI | 6 | 21.5 | 12 | 35.4 | 10 | 10 | 7.8 |
| PY8-NI | 8 | 26.6 | 15.5 | 46 | 13.6 | 13.6 | 16.1 |
| PY10-NI | 10 | 32.2 | 19 | 52.1 | 16.7 | 16.7 | 26.2 |
| PY12-NI | 12 | 38 | 21 | 60.2 | 19.6 | 19.6 | 39 |

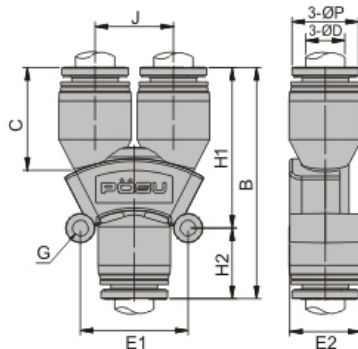
YB Y型固定架
Y Bracket



\$P03 3D CAD 2D CAD 單位(Unit): m/m

| Model 型式 | A | B1 | B2 | G | H |
|-------------|----|------|------|---|------|
| YB4 | 16 | 9.8 | 12.9 | 3 | 8.4 |
| YB6 | 19 | 10.2 | 13.2 | 3 | 11 |
| YB8 | 22 | 14.1 | 17.2 | 3 | 14.5 |
| YB10 | 26 | 16.3 | 20 | 3 | 17.6 |
| YB12 | 29 | 19.3 | 22.8 | 3 | 20.2 |

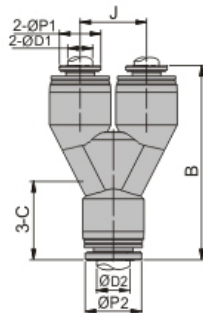
PY+YB
聯管Y型(含固定架)
Union Y + Bracket



\$P03 3D CAD 2D CAD 單位(Unit): m/m

| Model 型式 | Tube dia. ØD 管外徑 | ØP | E1 | E2 | H1 | H2 | B | J | C | G |
|-------------|------------------------|------|----|------|------|------|------|------|------|---|
| PY4+YB4 | 4 | 8 | 16 | 8.4 | 22.5 | 9.3 | 31.8 | 9.6 | 13.2 | 3 |
| PY6+YB6 | 6 | 10 | 19 | 11 | 24 | 11.2 | 35.2 | 12.3 | 13.9 | 3 |
| PY8+YB8 | 8 | 13.6 | 22 | 14.5 | 32.7 | 14.4 | 47.1 | 16 | 18.8 | 3 |
| PY10+YB10 | 10 | 16.7 | 26 | 17.6 | 37.2 | 16.3 | 53.5 | 19.3 | 20.7 | 3 |
| PY12+YB12 | 12 | 19.6 | 29 | 20.2 | 43.2 | 19.7 | 62.9 | 22.1 | 23.6 | 3 |

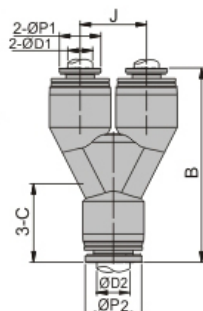
PW
異徑聯管Y型
Different Diam.
Union Y



\$P03 3D CAD 2D CAD 單位(Unit): m/m

| Model 型式 | Tube dia. ØD1 管外徑 | Tube dia. ØD2 管外徑 | C | J | B | ØP1 | ØP2 | Orifice 流量孔徑 |
|-------------|-------------------------|-------------------------|------|------|------|------|------|-----------------|
| PW6-4 | 4 | 6 | 13.9 | 12.3 | 35.1 | 8 | 10 | 3 |
| PW8-6 | 6 | 8 | 18 | 16 | 46.6 | 10 | 13.6 | 4.5 |
| PW10-8 | 8 | 10 | 20.7 | 19.3 | 53.1 | 13.6 | 16.7 | 6 |
| PW12-10 | 10 | 12 | 23.5 | 22.1 | 62.2 | 16.7 | 19.6 | 8.5 |

**PW
NI**
異徑聯管Y型
Different Diam.
Union Y



\$P03 3D CAD 2D CAD 單位(Unit): m/m

| Model 型式 | Tube dia. ØD1 管外徑 | Tube dia. ØD2 管外徑 | C | J | B | ØP1 | ØP2 | Orifice 流量孔徑 |
|-------------|-------------------------|-------------------------|------|------|------|------|------|-----------------|
| PW6-4-NI | 4 | 6 | 13.4 | 12.3 | 34.3 | 8 | 10 | 3 |
| PW8-6-NI | 6 | 8 | 17 | 16 | 45.2 | 10 | 13.6 | 4.5 |
| PW10-8-NI | 8 | 10 | 19.7 | 19.3 | 51.2 | 13.6 | 16.7 | 6 |
| PW12-10-NI | 10 | 12 | 21.9 | 22.1 | 59.7 | 16.7 | 19.6 | 8.5 |