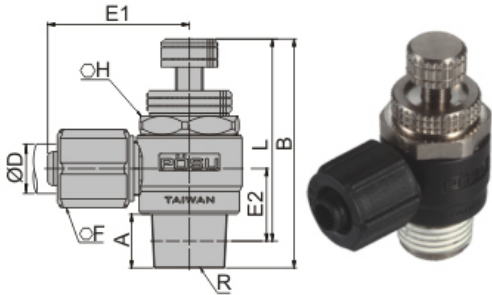


調速接頭 Speed Controller

PSC 飛速型
Compression

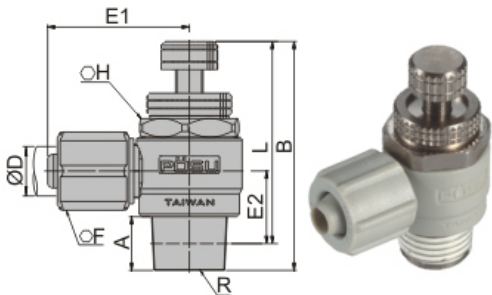
\$ P07 3D CAD 2D CAD 單位(Unit): m/m



Model 型式	Tube dia. ØD 管外徑	R	E1	E2	L	B		H	F	A	Mass(g) 重量	Orifice 流量孔徑
						MAX	MIN					
PSC□6-01	6	PT1/8	22.4	9.4	31.1	35.2	31.7	12	12	5.8	18	1.9
PSC□6-02		PT1/4	24.6	11.6	31.9	41.2	36.5	17		9.4	34.4	3
PSC□6-03		PT3/8	26.8	14.2	38.2	46.8	42.6	19		10.4	59.4	4
PSC□8-01	8	PT1/8	22.9	9.4	28.9	35.2	31.7	12	14	5.9	18.6	1.9
PSC□8-02		PT1/4	25.1	11.7	32.6	41.2	36.5	17		9.7	35.4	3
PSC□8-03		PT3/8	27.3	14.3	35.8	46.8	42.6	19		10.6	59.8	4
PSC□10-02	10	PT1/4	25.7	11.7	32.2	41.2	35.5	17	17	9.6	36.8	3
PSC□10-03		PT3/8	27.9	12.2	38.6	46.8	42.6	19		10.6	61	4
PSC□10-04		PT1/2	30.7	17.9	44.6	58.8	51.7	24		13.9	105.8	5.5
PSC□12-03	12	PT3/8	29.8	14.3	38	47.7	43.2	19	19	10.5	62.6	4
PSC□12-04		PT1/2	32.6	18	46.5	58.8	51.7	24		14	106.8	5.5

PSC 飛速型(白)
Compression (Ivory)

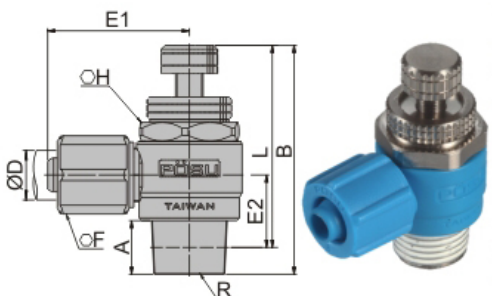
\$ P07 3D CAD 2D CAD 單位(Unit): m/m



Model 型式	Tube dia. ØD 管外徑	R	E1	E2	L	B		H	F	A	Mass(g) 重量	Orifice 流量孔徑
						MAX	MIN					
PSC□6-01-W	6	PT1/8	22.4	9.4	31.1	35.2	31.7	12	12	5.8	18	1.9
PSC□6-02-W		PT1/4	24.6	11.6	31.9	41.2	36.5	17		9.4	34.4	3
PSC□6-03-W		PT3/8	26.8	14.2	38.2	46.8	42.6	19		10.4	59.4	4
PSC□8-01-W	8	PT1/8	22.9	9.4	28.9	35.2	31.7	12	14	5.9	18.6	1.9
PSC□8-02-W		PT1/4	25.1	11.7	32.6	41.2	36.5	17		9.7	35.4	3
PSC□8-03-W		PT3/8	27.3	14.3	35.8	46.8	42.6	19		10.6	59.8	4
PSC□10-02-W	10	PT1/4	25.7	11.7	32.2	41.2	35.5	17	17	9.6	36.8	3
PSC□10-03-W		PT3/8	27.9	12.2	38.6	46.8	42.6	19		10.6	61	4
PSC□10-04-W		PT1/2	30.7	17.9	44.6	58.8	51.7	24		13.9	105.8	5.5
PSC□12-03-W	12	PT3/8	29.8	14.3	38	47.7	43.2	19	19	10.5	62.6	4
PSC□12-04-W		PT1/2	32.6	18	46.5	58.8	51.7	24		14	106.8	5.5

PSC 飛速型(藍)
Compression (Blue)

\$ P08 3D CAD 2D CAD 單位(Unit): m/m



Model 型式	Tube dia. ØD 管外徑	R	E1	E2	L	B		H	F	A	Mass(g) 重量	Orifice 流量孔徑
						MAX	MIN					
PSC□6-01-BU	6	PT1/8	22.4	9.4	31.1	35.2	31.7	12	12	5.8	18	1.9
PSC□6-02-BU		PT1/4	24.6	11.6	31.9	41.2	36.5	17		9.4	34.4	3
PSC□6-03-BU		PT3/8	26.8	14.2	38.2	46.8	42.6	19		10.4	59.4	4
PSC□8-01-BU	8	PT1/8	22.9	9.4	28.9	35.2	31.7	12	14	5.9	18.6	1.9
PSC□8-02-BU		PT1/4	25.1	11.7	32.6	41.2	36.5	17		9.7	35.4	3
PSC□8-03-BU		PT3/8	27.3	14.3	35.8	46.8	42.6	19		10.6	59.8	4
PSC□10-02-BU	10	PT1/4	25.7	11.7	32.2	41.2	35.5	17	17	9.6	36.8	3
PSC□10-03-BU		PT3/8	27.9	12.2	38.6	46.8	42.6	19		10.6	61	4
PSC□10-04-BU		PT1/2	30.7	17.9	44.6	58.8	51.7	24		13.9	105.8	5.5
PSC□12-03-BU	12	PT3/8	29.8	14.3	38	47.7	43.2	19	19	10.5	62.6	4
PSC□12-04-BU		PT1/2	32.6	18	46.5	58.8	51.7	24		14	106.8	5.5

價格區

標準接頭

調速接頭

金屬調速

逆止閥

關斷型接頭

配管模組

手動閥

塑鋼接頭

55

介紹區

標準接頭

調速接頭

金屬調速

逆止閥

關斷型接頭

手動閥

配管模組

塑鋼接頭