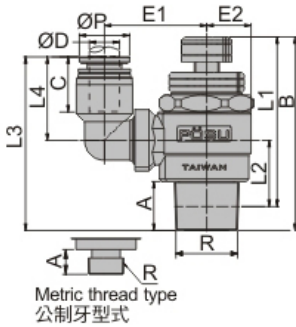


調速接頭 Speed Controller

\$P08 3D CAD 2D CAD

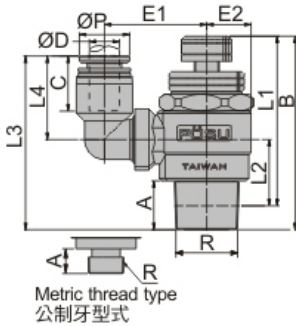
單位(Unit): m/m

PSF NI 直型 Straight



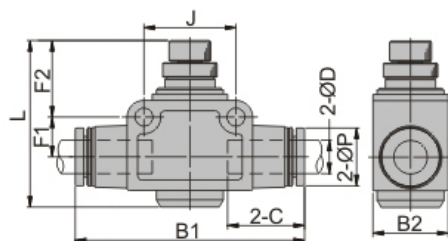
| Model 型式 | Tube dia. 管外徑 | ØP | L1 | L2 | L3 | L4 | R | A | B | | E1 | E2 | C | Orifice 流量孔徑 |
|--------------|------------------|------|------|------|------|-------|--------|------|------|-------|------|------|------|-----------------|
| | | | | | | | | | MAX | MIN | | | | |
| PSF□4-M3-NI | 4 | 8 | 24.9 | 9 | 26 | 15.2 | M3X0.5 | 3 | 28.7 | 26.1 | 15 | 4.9 | 9.9 | 1 |
| PSF□4-M5-NI | | | 24.9 | 9 | 26 | | M5X0.8 | 3.5 | 29.1 | 26.8 | 17.3 | 4.9 | 9.9 | 1 |
| PSF□4-01-NI | | | 29.7 | 10.7 | 29 | | PT1/8 | 6 | 36.4 | 31.7 | 16.9 | 6.7 | 9.9 | 1.9 |
| PSF□4-02-NI | | | 33.5 | 13 | 33.1 | | PT1/4 | 9.7 | 41.5 | 36.5 | 19 | 9.8 | 9.9 | 2.5 |
| PSF□4-03-NI | | | 39.9 | 14.8 | 33.1 | | PT3/8 | 10 | 47.1 | 42.6 | 22 | 11.5 | 9.9 | 2.5 |
| PSF□6-M3-NI | 6 | 10 | 24.9 | 9 | 26 | 16.1 | M3X0.5 | 3 | 28.7 | 26.1 | 15 | 4.9 | 9.9 | 1 |
| PSF□6-M5-NI | | | 24.9 | 9 | 26.9 | | M5X0.8 | 3.5 | 29.1 | 26.8 | 16 | 4.9 | 10.6 | 1 |
| PSF□6-01-NI | | | 29.7 | 10.7 | 29.6 | | PT1/8 | 6 | 35.2 | 31.7 | 18.2 | 6.7 | 10.6 | 1.9 |
| PSF□6-02-NI | | | 33.5 | 12.9 | 34.5 | | PT1/4 | 9.7 | 41.2 | 36.5 | 20.3 | 8.8 | 11 | 3 |
| PSF□6-03-NI | | | 39.9 | 14.8 | 36.4 | | PT3/8 | 10 | 46.8 | 42.6 | 22 | 11.5 | 11 | 4 |
| PSF□8-01-NI | 8 | 13.6 | 29.6 | 10.6 | 35.5 | 21.8 | PT1/8 | 6 | 35.2 | 31.7 | 22.2 | 6.7 | 13.3 | 5.5 |
| PSF□8-02-NI | | | 34.5 | 12.2 | 39.3 | | PT1/4 | 8.5 | 41.2 | 36.5 | 23.5 | 9.3 | 14.2 | 5.5 |
| PSF□8-03-NI | | | 40.8 | 15.2 | 42.9 | | PT3/8 | 10 | 46.8 | 42.6 | 25.8 | 11.5 | 14.2 | 5.5 |
| PSF□8-04-NI | | | 46.2 | 18 | 45.2 | | PT1/2 | 11.5 | 58.8 | 51.7 | 28.1 | 13.7 | 14.2 | 6 |
| PSF□10-02-NI | | | 10 | 16.7 | 34.5 | | 12.5 | 44.5 | 27.8 | PT1/4 | 8.5 | 41.2 | 36.5 | 25.3 |
| PSF□10-03-NI | 40.7 | 15.2 | | | 48 | PT3/8 | 10 | 46.8 | | 42.6 | 25.7 | 8.9 | 15.8 | 7 |
| PSF□10-04-NI | 47.5 | 18.2 | | | 53 | PT1/2 | 14.3 | 58.8 | | 51.7 | 32.3 | 8.9 | 15.9 | 7 |
| PSF□12-03-NI | 12 | 19.6 | | | 40.7 | 14.8 | 49.5 | 29.6 | | PT3/8 | 10.1 | 47.7 | 43.2 | 27.8 |
| PSF□12-04-NI | | | 47.7 | 18.8 | 55.4 | PT1/2 | 14 | | 58.8 | 51.7 | 30.2 | 10.2 | 18.2 | 9.2 |

PSF NI 直型(白) Straight (Ivory)



| Model 型式 | Tube dia. 管外徑 | ØP | L1 | L2 | L3 | L4 | R | A | B | | E1 | E2 | C | Orifice 流量孔徑 |
|----------------|------------------|------|------|------|------|-------|--------|------|------|-------|------|------|------|-----------------|
| | | | | | | | | | MAX | MIN | | | | |
| PSF□4-M3-NI-W | 4 | 8 | 24.9 | 9 | 26 | 15.2 | M3X0.5 | 3 | 28.7 | 26.1 | 15 | 4.9 | 9.9 | 1 |
| PSF□4-M5-NI-W | | | 24.9 | 9 | 26 | | M5X0.8 | 3.5 | 29.1 | 26.8 | 17.3 | 4.9 | 9.9 | 1 |
| PSF□4-01-NI-W | | | 29.7 | 10.7 | 29 | | PT1/8 | 6 | 36.4 | 31.7 | 16.9 | 6.7 | 9.9 | 1.9 |
| PSF□4-02-NI-W | | | 33.5 | 13 | 33.1 | | PT1/4 | 9.7 | 41.5 | 36.5 | 19 | 9.8 | 9.9 | 2.5 |
| PSF□4-03-NI-W | | | 39.9 | 14.8 | 33.1 | | PT3/8 | 10 | 47.1 | 42.6 | 22 | 11.5 | 9.9 | 2.5 |
| PSF□6-M3-NI-W | 6 | 10 | 24.9 | 9 | 26 | 16.1 | M3X0.5 | 3 | 28.7 | 26.1 | 15 | 4.9 | 9.9 | 1 |
| PSF□6-M5-NI-W | | | 24.9 | 9 | 26.9 | | M5X0.8 | 3.5 | 29.1 | 26.8 | 16 | 4.9 | 10.6 | 1 |
| PSF□6-01-NI-W | | | 29.7 | 10.7 | 29.6 | | PT1/8 | 6 | 35.2 | 31.7 | 18.2 | 6.7 | 10.6 | 1.9 |
| PSF□6-02-NI-W | | | 33.5 | 12.9 | 34.5 | | PT1/4 | 9.7 | 41.2 | 36.5 | 20.3 | 8.8 | 11 | 3 |
| PSF□6-03-NI-W | | | 39.9 | 14.8 | 36.4 | | PT3/8 | 10 | 46.8 | 42.6 | 22 | 11.5 | 11 | 4 |
| PSF□8-01-NI-W | 8 | 13.6 | 29.6 | 10.6 | 35.5 | 21.8 | PT1/8 | 6 | 35.2 | 31.7 | 22.2 | 6.7 | 13.3 | 5.5 |
| PSF□8-02-NI-W | | | 34.5 | 12.2 | 39.3 | | PT1/4 | 8.5 | 41.2 | 36.5 | 23.5 | 9.3 | 14.2 | 5.5 |
| PSF□8-03-NI-W | | | 40.8 | 15.2 | 42.9 | | PT3/8 | 10 | 46.8 | 42.6 | 25.8 | 11.5 | 14.2 | 5.5 |
| PSF□8-04-NI-W | | | 46.2 | 18 | 45.2 | | PT1/2 | 11.5 | 58.8 | 51.7 | 28.1 | 13.7 | 14.2 | 6 |
| PSF□10-02-NI-W | | | 10 | 16.7 | 34.5 | | 12.5 | 44.5 | 27.8 | PT1/4 | 8.5 | 41.2 | 36.5 | 25.3 |
| PSF□10-03-NI-W | 40.7 | 15.2 | | | 48 | PT3/8 | 10 | 46.8 | | 42.6 | 25.7 | 8.9 | 15.8 | 7 |
| PSF□10-04-NI-W | 47.5 | 18.2 | | | 53 | PT1/2 | 14.3 | 58.8 | | 51.7 | 32.3 | 8.9 | 15.9 | 7 |
| PSF□12-03-NI-W | 12 | 19.6 | | | 40.7 | 14.8 | 49.5 | 29.6 | | PT3/8 | 10.1 | 47.7 | 43.2 | 27.8 |
| PSF□12-04-NI-W | | | 47.7 | 18.8 | 55.4 | PT1/2 | 14 | | 58.8 | 51.7 | 30.2 | 10.2 | 18.2 | 9.2 |

PSU 聯管直型 Union Straight



\$P07 3D CAD 2D CAD

單位(Unit): m/m

| Model 型式 | Tube dia. 管外徑 | B1 | B2 | L | | ØP | C | J | F1 | F2 | Mass(g) 重量 | Orifice 流量孔徑 |
|-------------|------------------|------|----|------|------|------|------|----|-----|------|---------------|-----------------|
| | | | | MAX | MIN | | | | | | | |
| PSU4 | 4 | 41.5 | 11 | 29.5 | 26 | 8 | 15 | 14 | 6.8 | 13 | 12.5 | 2.1 |
| PSU6 | 6 | 50 | 15 | 41.5 | 36 | 10 | 17 | 20 | 8.5 | 16.5 | 28.5 | 4 |
| PSU8 | 8 | 55 | 18 | 46 | 40.5 | 13.6 | 18.5 | 22 | 9.5 | 19 | 43 | 5.5 |
| PSU10 | 10 | 64 | 21 | 52 | 45.5 | 16.7 | 20.5 | 26 | 11 | 23 | 68.5 | 7 |
| PSU12 | 12 | 75 | 28 | 56 | 49 | 19.6 | 23.5 | 32 | 13 | 20.5 | 115 | 9.2 |

備註 Note NI: 金屬脫離環

NI: Release Ring (Metallic Body)

價格區
標準接頭
調速接頭
金屬調速
逆止閥
關斷型接頭
配管模組
手動閥
銅接頭

57

介紹區

標準接頭

調速接頭

金屬調速

逆止閥

關斷型接頭

手動閥

配管模組

銅接頭