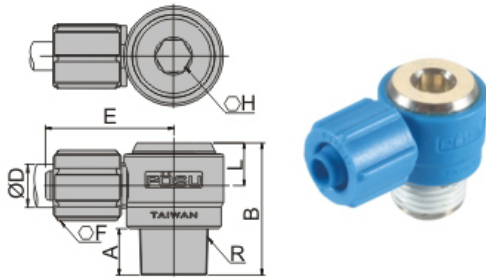


塑鋼接頭 Quick Connectors (POM)

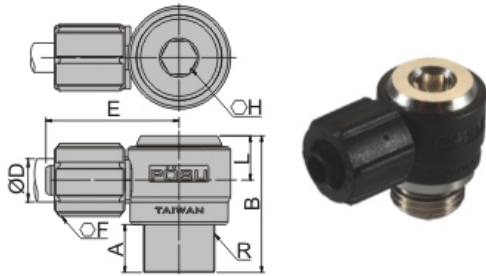
GPL 內六角彎型(藍)
Hex. Holed Elbow (Blue)



\$ P.10 3D CAD 2D CAD 單位(Unit): mm

Model 型式	ØD	R	E	L	B	H	F	A	Mass(g) 重量	Orifice 流量孔徑
GPL6-01-BU	6	PT1/8	22.4	7.4	21	5	12	5.8	9.6	3
GPL6-02-BU		PT1/4	24.6	8	24.8	6		8.7	18.4	4
GPL6-03-BU		PT3/8	26.8	10.8	30.5	8		9.5	33	5
GPL8-01-BU	8	PT1/8	22.9	7.4	21	5	14	5.8	10.2	3
GPL8-02-BU		PT1/4	25.1	8	24.8	6		8.7	19	4
GPL8-03-BU		PT3/8	27.3	10.8	30.5	8		9.5	33.6	5
GPL10-02-BU	10	PT1/4	25.7	8	24.8	6	17	8.7	20.2	4
GPL10-03-BU		PT3/8	27.9	10.8	30.5	8		9.5	34.8	5
GPL10-04-BU		PT1/2	30.7	12.8	37.5	10		12.5	53.4	7
GPL12-03-BU	12	PT3/8	29.8	10.3	30.5	8	19	9.6	36.2	5
GPL12-04-BU		PT1/2	32.6	12.8	37.5	10		12.5	54.6	7

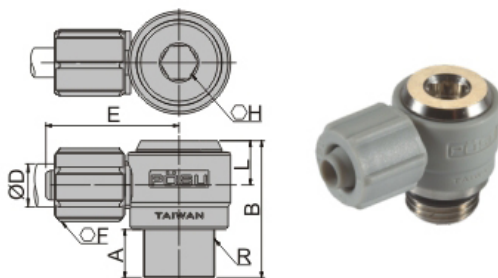
GPL G 內六角彎型
Hex. Holed Elbow



\$ P.10 3D CAD 2D CAD 單位(Unit): mm

Model 型式	ØD	R	E	L	B	H	F	A	Mass(g) 重量	Orifice 流量孔徑
GPL6-01G	6	G1/8	22.4	7.4	21	5	12	4.8	9.8	3
GPL6-02G		G1/4	24.6	8	24.8	6		6.8	18.2	4
GPL6-03G		G3/8	26.8	10.8	30.5	8		7.6	32	5
GPL8-01G	8	G1/8	22.9	7.4	21	5	14	4.8	10.4	3
GPL8-02G		G1/4	25.1	8	24.8	6		6.8	18.8	4
GPL8-03G		G3/8	27.3	10.8	30.5	8		7.6	32.6	5
GPL10-02G	10	G1/4	25.7	8	24.8	6	17	6.9	20	4
GPL10-03G		G3/8	27.9	10.8	30.5	8		7.6	33.8	5
GPL10-04G		G1/2	30.7	12.8	37.5	10		8	50.4	7
GPL12-03G	12	G3/8	29.8	10.3	30.5	8	19	7.6	35.2	5
GPL12-04G		G1/2	32.6	12.8	37.5	10		8	51.8	7

GPL G 內六角彎型(白)
Hex. Holed Elbow (Ivory)



\$ P.10 3D CAD 2D CAD 單位(Unit): mm

Model 型式	ØD	R	E	L	B	H	F	A	Mass(g) 重量	Orifice 流量孔徑
GPL6-01G-W	6	G1/8	22.4	7.4	21	5	12	4.8	9.8	3
GPL6-02G-W		G1/4	24.6	8	24.8	6		6.8	18.2	4
GPL6-03G-W		G3/8	26.8	10.8	30.5	8		7.6	32	5
GPL8-01G-W	8	G1/8	22.9	7.4	21	5	14	4.8	10.4	3
GPL8-02G-W		G1/4	25.1	8	24.8	6		6.8	18.8	4
GPL8-03G-W		G3/8	27.3	10.8	30.5	8		7.6	32.6	5
GPL10-02G-W	10	G1/4	25.7	8	24.8	6	17	6.9	20	4
GPL10-03G-W		G3/8	27.9	10.8	30.5	8		7.6	33.8	5
GPL10-04G-W		G1/2	30.7	12.8	37.5	10		8	50.4	7
GPL12-03G-W	12	G3/8	29.8	10.3	30.5	8	19	7.6	35.2	5
GPL12-04G-W		G1/2	32.6	12.8	37.5	10		8	51.8	7

備註 Note G: 管用直牙(PF直牙) G: BSPP Thread